

FOR IMMEDIATE RELEASE

June 13, 2011

Test Results: Michigan Charter Schools Consistently Outperforming Traditional Public Schools in Detroit

Charter Schools Outpace Traditional Public School Competitors Statewide in 16 of 18 Recently Released MEAP Test Results

LANSING—As students and schools across Michigan this week close the book on the 2010-2011 school year and begin summer vacation, the Michigan Association of Public School Academies (MAPSA) today released the latest MEAP test results showing Charter Schools across Michigan significantly outperforming traditional public schools located in the same city or region.

Charter schools located in major urban school districts including Flint, Grand Rapids, Lansing and Detroit produced student proficiency rates significantly exceeding the traditional public schools in those districts on 8 out of 8 reading and mathematics tests. Michigan's public charter schools' statewide student proficiency rates exceeded their traditional public school rivals in similar districts on 16 of the 18 MEAP tests taken between grades 3 through 9.

"Michigan's Charter Schools create an atmosphere of innovation in education and our students' remarkable achievement on recent state tests is proof that charters are excelling," said MAPSA President Dan Quisenberry. "Charter schools thrive on the competition that empowers parents with desperately needed choices for their children's education. With results like these, there is little wonder that two-thirds of Michigan's charter schools, most located in urban districts like Detroit, have waiting lists as parents demand better results for their children."

(MORE)

Michigan's Charter Schools

Achievement • Choice • Accountability

Students in charter public schools are succeeding in Detroit, earning significantly higher scores on the MEAP math and reading tests than their traditional public school counterparts:

- Students at charter public schools in Detroit achieved a 72.3 percent proficiency rate on MEAP reading tests, more than 10 points higher than the proficiency rate produced in the traditional Detroit public schools.
- Charters in Detroit produced a 75 percent proficiency rate in mathematics, a full 10 points higher than the proficiency rate produced by their traditional public school counterparts.
- Proficiency rates among African-American students in charter public schools across the state, including Detroit, were 6 points higher than the statewide average in traditional public schools.
- African-American students have scored higher proficiency rates at Michigan charter public schools than in traditional public schools statewide in each of the last six years.

“Parents deserve choices and our students deserve results,” said Jessie Kilgore, Jr., Chief Administrative Officer at Plymouth Educational Center in Detroit. “Our school is delivering them, just like charter schools all around Michigan. I am incredibly grateful to experience firsthand what a fresh perspective and a new approach to education can do for our kids.”

Charter public schools in Michigan are exceeding their competitors despite the fact they receive significantly less in per pupil funding each year than their traditional public school counterparts. Charters receive \$1,329 less per pupil than traditional schools, despite the fact that they already have more competitive cost structures and lower employee costs.

“Charter schools succeed by operating more efficiently and stretching each dollar further,” said Quisenberry. “Despite the funding gap, charter schools are outperforming their competitors while parents across the state are clamoring for more choices.

“Governor Snyder and lawmakers have an opportunity to lift the cap on charter schools this year to empower more parents, better educate more students and to finally put aside silly adult issues in order to put our kids first. The “reinvention of Michigan” cannot truly begin until they seize it.”

MAPSA represents over 110,000 students, 5,000 teachers, dozens of authorizers and more than 50 education service providers working in 247 public charter schools in the state. For additional information, please visit www.charterschools.org

Michigan Public Charter Schools

Charters Exceed
Similar Districts
on 16 of 18 Tests

Mathematics

Grade	All Charters % Proficient	Similar District % Proficient
03	93.6%	91.7%
04	87.7%	86.8%
05	70.8%	71.3%
06	78.5%	75.0%
07	79.0%	73.2%
08	67.6%	65.8%

Reading

Grade	All Charters % Proficient	Similar District % Proficient
03	81.0%	78.8%
04	76.9%	74.8%
05	78.5%	76.9%
06	76.3%	74.8%
07	72.2%	66.3%
08	77.5%	70.8%

Science

Grade	All Charters % Proficient	Similar District % Proficient
05	62.5%	64.7%
08	68.5%	62.2%

Writing

Grade	All Charters % Proficient	Similar District % Proficient
04	37.8%	36.6%
07	41.0%	35.7%

Social Studies

Grade	All Charters % Proficient	Similar District % Proficient
06	62.7%	62.3%
09	56.5%	55.5%



The “Similar Districts” are 22 Michigan districts that have 3 or more PSAs within their boundaries identified by the school code master district location field.



MAPSA

Michigan Association of Public School Academies
200 S. Washington Square, Suite 300
Lansing, MI 48933
517.374.9167
www.charterschools.org

Data compiled by The Center for Charter Schools, Central Michigan University.

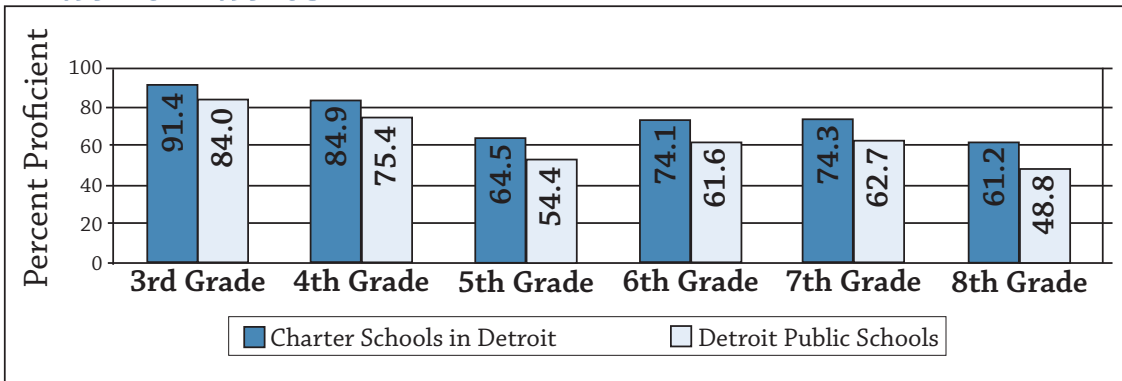
Michigan's Charter Schools

Achievement • Choice • Accountability

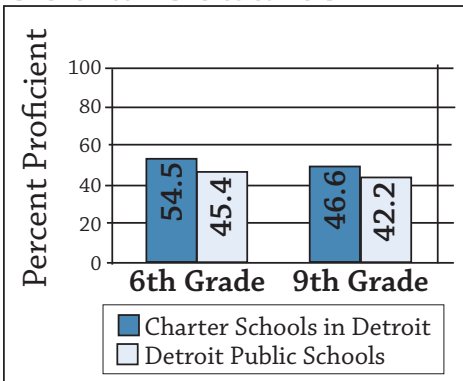
Michigan Public Charter Schools

Detroit Charters Exceed Detroit Public Schools on All 18 Tests

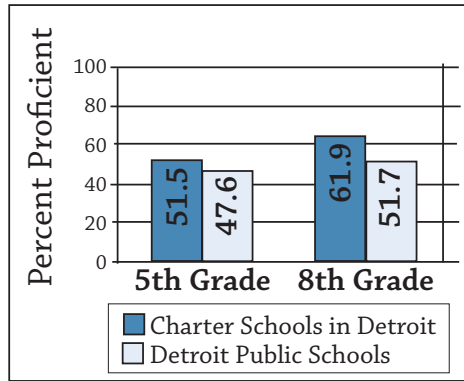
Mathematics



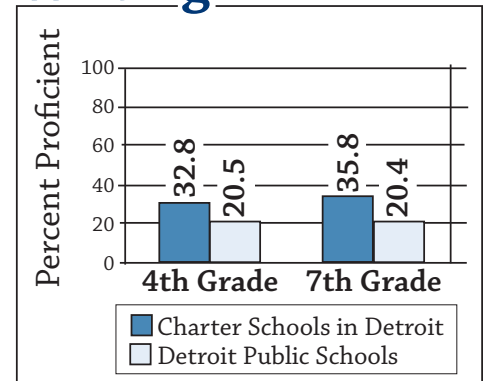
Social Studies



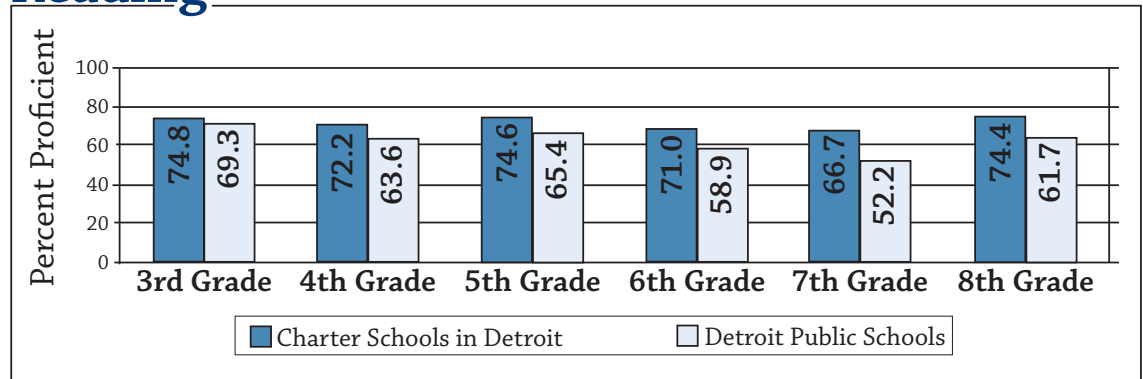
Science



Writing



Reading



MAPSA

Michigan Association of Public School Academies
200 S. Washington Square, Suite 300
Lansing, MI 48933
517.374.9167
www.charterschools.org

Data compiled by The Center for Charter Schools, Central Michigan University.

Michigan's Charter Schools

Achievement • Choice • Accountability

Michigan Public Charter Schools

Charters Exceed
Similar Districts
in 4 Michigan Cities in Math & Reading

Flint

Subject	Charter Schools % Proficient	Traditional District % Proficient
Mathematics	78.7%	68.7%
Reading	71.6%	61.9%




Lansing

Subject	Charter Schools % Proficient	Traditional District % Proficient
Mathematics	76.4%	72.2%
Reading	73.1%	70.5%

Detroit

Subject	Charter Schools % Proficient	Traditional District % Proficient
Mathematics	75.0%	65.0%
Reading	72.3%	62.1%



Grand Rapids

Subject	Charter Schools % Proficient	Traditional District % Proficient
Mathematics	83.2%	68.8%
Reading	81.1%	65.4%

Data compiled by The Center for Charter Schools, Central Michigan University.



MAPSA

Michigan Association of Public School Academies
200 S. Washington Square, Suite 300
Lansing, MI 48933
517.374.9167
www.charterschools.org

Michigan's Charter Schools

Achievement • Choice • Accountability

2010 Results MEAP

Top-Performing Michigan Public Charter Schools

Below are the 66 public charter schools that meet or exceed the state average proficiency on all MEAP tests, which is 78.5%.

School	City	# of Students Proficient	% of Students Proficient	Grades Served	Year Opened	Authorizer	Management Company
Canton Charter Academy	Canton	1289	94.6	K-5	2000	Central Michigan University	National Heritage Academies
South Arbor Charter Academy	Ypsilanti	886	94.2	K-8	1999	Central Michigan University	National Heritage Academies
Mt. Clemens Montessori Academy	Mt. Clemens	327	93.9	PreK-5	2003	Bay Mills Community College	CS Partners, Inc.
Woodland School	Traverse City	222	92.5	K-8	1996	Saginaw Valley State University	AdvanceHR
Holly Academy	Holly	1260	92.2	PreK-8	1999	Central Michigan University	
Achieve Charter Academy	Canton	1073	92.1	5-12	2009	Grand Valley State University	National Heritage Academy
West MI Academy of Arts & Academics	Spring Lake	408	92.1	K-8	1996	Grand Valley State University	A.I. Cottonwood LLC c/o Axios
Eagle Crest Charter Academy	Holland	1152	92.0	9-12	1997	Central Michigan University	National Heritage Academies
The Midland Academy of Advanced & Creative Studies	Midland	342	91.7	K-8	1996	Central Michigan University	Midland Charter Initiative
Vanguard Charter Academy	Wyoming	758	91.7	K-8	1996	Grand Valley State University	National Heritage Academies
Chandler Woods Charter Academy	Belmont	1126	91.4	K-8	1999	Grand Valley State University	National Heritage Academies
Cross Creek Charter Academy	Byron Center	1172	91.3	K-12	1997	Central Michigan University	National Heritage Academies
Martin Luther King, Jr. Education Center Academy	Detroit	474	90.8	11-12	1995	Detroit Public Schools	
Black River Public School	Holland	1127	90.6	K-8	1996	Grand Valley State University	I.A. Cottonwood/Axios
Walker Charter Academy	Walker	761	90.6	K-8	1997	Grand Valley State University	National Heritage Academies
Charyl Stockwell Academy	Howell	1299	89.8	PK-K; 5-12	1996	Central Michigan University	CS Partners
West Michigan Aviation Academy	Grand Rapids	70	89.7	9-12	2010	Bay Mills Community College	MEP Services
Chatfield School	Lapeer	685	88.9	1-4	1997	Saginaw Valley State University	Chatfield Management Foundation
Concord Academy - Petoskey	Petoskey	399	87.9	K-8	1994	Lake Superior State University	
Oakland Academy	Portage	209	87.8	K-8	1998	Grand Valley State University	Foundation for Behavioral Resources
Island City Academy	Eaton Rapids	331	87.1	K-12	1996	Central Michigan University	AdvanceHR
Hillsdale Preparatory School	Hillsdale	58	86.6	K-5	1997	Hillsdale ISD	Choice Schools
Will Carleton Public School Academy	Hillsdale	216	86.4	K-12	1998	Hillsdale ISD	Helicon Associates
Walden Green Montessori	Spring Lake	170	86.3	K-8	1994	Central Michigan University	
Paramount Charter Academy	Kalamazoo	531	85.9	K-8	1998	Bay Mills Community College	National Heritage Academies
Honey Creek Community School	Ann Arbor	363	85.6	K-8	1995	Washtenaw ISD	
Ross/Hill Academy	Detroit	134	85.4	K-5	1998	Detroit Public Schools	777 Management Company
Grand Traverse Academy	Traverse City	1574	84.8	K-8	2000	Lake Superior State University	Smart Schools Management

School	City	# of Students Proficient	% of Students Proficient	Grades Served	Year Opened	Authorizer	Management Company
DeTour Arts & Technology Academy	DeTour Village	33	84.6	7-12	2010	DeTour Area Schools	
Paragon Charter Academy	Jackson	581	84.5	K-8	1998	Grand Valley State University	National Heritage Academies
Cole Academy	Lansing	188	84.3	4-5	1994	Central Michigan University	
Summit Academy	Flat Rock	423	84.1	K-8	1996	Central Michigan University	MEP Services
Joseph K. Lumsden Bahweting Anishnabe Academy	Sault Ste. Marie	598	84.0	K-8	1995	Northern Michigan University	
Knapp Charter Academy	Grand Rapids	1078	84.0	K-3	1997	Grand Valley State University	National Heritage Academies
Fortis Academy	Ypsilanti	1127	83.9	9-12	2004	Bay Mills Community College	National Heritage Academies
New Bedford Academy	Lambertville	166	83.8	K-8	1998	Ferris State University	Helicon Associates
Star International Academy	Dearborn Hts.	1037	83.8	K-12	1998	Oakland University	Hamadeh Educational Services
Windemere Park Charter Academy	Lansing	610	83.7	K-8	1999	Grand Valley State University	National Heritage Academies
Triumph Academy	Monroe	613	83.5	K-8	2004	Bay Mills Community College	National Heritage Academies
Excel Charter Academy	Grand Rapids	1193	83.3	9-12	1995	Grand Valley State University	National Heritage Academies
Keystone Academy	Belleville	1101	83.3	4-7	2003	Bay Mills Community College	National Heritage Academies
Taylor International Academy	Southfield	25	83.3	K-5	2010	Central Michigan University	Hanley Harper Group
Detroit Service Learning Academy	Detroit	1752	83.2	K-12	1999	Lake Superior State University	
Saginaw Preparatory Academy	Saginaw	330	83.1	PreK-8	1997	Saginaw Valley State University	The Leona Group
Vanderbilt Charter Academy	Holland	369	82.7	K-8	1996	Grand Valley State University	National Heritage Academies
International Academy of Saginaw	Saginaw	263	82.4	K-5	2007	Bay Mills Community College	SABIS Educational Systems Inc.
Merritt Academy	New Haven	606	82.0	K-8	2002	Saginaw Valley State University	The Romine Group
Michigan Connections Academy	Okemos	496	82.0	K	2010	Ferris State University	Connections Academy
Taylor Exemplar Academy	Taylor	654	82.0	K-6	2006	Bay Mills Community College	National Heritage Academies
Summit Academy North	Romulus	1232	81.9	9-12	1998	Central Michigan University	MEP Services
Detroit Merit Charter Academy	Detroit	1060	81.8	9-12	2002	Grand Valley State University	National Heritage Academies
Detroit Edison Public School Academy	Detroit	1687	81.7	9-12	1998	Oakland University	
Huron Academy	Sterling Hts.	537	81.5	K-8	1999	Ferris State University	CS Partners
Ridge Park Charter Academy	Kentwood	630	81.5	K-8	1998	Lake Superior State University	National Heritage Academies
Creative Montessori Academy	Southgate	758	81.4	K-5	2001	Wayne County RESA	Choice Schools Associates
Wellspring Preparatory High School	Grand Rapids	82	81.2	9	2010	Bay Mills Community College	NetPrep, Inc.
Ann Arbor Learning Community	Ann Arbor	330	81.1	K-12	1998	Eastern Michigan University	MEP Services
Byron Center Charter School	Byron Center	273	81.0	K-8	1996	Grand Valley State University	Woodbridge Group
Concord Academy - Boyne	Boyne City	204	80.9	6-8	1995	Lake Superior State University	Lakeshore Educational Management
Metro Charter Academy	Romulus	1103	80.9	K-6	2000	Grand Valley State University	National Heritage Academies
Business Entrepreneurship Science & Technology Public School Academy	Highland Park	714	80.0	PreK-8	2004	Bay Mills Community College	Midwest Management Group, Inc.
A.G.B.U. Alex and Marie Manoogian School	Southfield	389	79.6	K-12	1995	Central Michigan University	
Crossroads Charter Academy	Big Rapids	773	79.6	K-12	1998	Grand Valley State University	Woodbridge Group
Three Oaks Public School Academy	Muskegon	147	78.6	K-5	2003	Bay Mills Community College	Choice Schools Associates
University Prep Science & Math (PSAD)	Detroit	787	78.6	6-8	2008	Grand Valley State University	New Urban Learning
West MI Academy of Environmental Science	Walker	348	78.5	K-12	1994	Central Michigan University	Choice Schools Associates



MAPSA

Michigan Association of Public School Academies
 200 S. Washington Square, Suite 300
 Lansing, MI 48933
 517.374.9167
www.charterschools.org

Data compiled by The Center for Charter Schools, Central Michigan University.

Michigan's Charter Schools

Achievement • Choice • Accountability